

Environmental Product Declaration

In accordance with ISO 14025:2006 and
EN 15804:2012+A2:2019/AC:2021 for:

REINFORCING BARS AND COILS (100% RENEWABLE ELECTRICITY)

From:
CELSA NERVACERO



Programme:

The International EPD® System,
www.environdec.com

Programme operator:

EPD International AB

Publication date:

2023-03-31

Revision date:

2023-07-04

EPD registration number:

S-P-08499

Valid until:

2028-03-28

An EPD should provide current information and may be updated if conditions change. The stated validity is therefore subject to the continued registration and publication at www.environdec.com



Index

1 Programme information

p. 2

3 Product information

p. 5

5 Environmental performance

p. 14

7 References

p. 20

2 Company information

p. 3

4 LCA information

p. 7

6 Differences versus previous versions

p. 20

1.

Programme information

Programme information	
Programme	The International EPD® System
Address	EPD International AB, Box 210 60 SE-100 31 Stockholm, Sweden
Website	www.environdec.com
E-mail	info@environdec.com

Accountabilities for PCR, LCA and independent, third-party verification

Product Category Rules (PCR)

CEN standard EN 15804 serves as the Core Product Category Rules (PCR).

Product Category Rules (PCR): PCR 2019:14 Construction products, version 1.11 Published on 2021.02.05. Based on CEN standard EN 15804, ISO standard ISO 21930 and CEN standard EN 15804 serves as the core Product Category Rules (PCR). PCR review was conducted by: Claudia A. Peña.

Life Cycle Assessment (LCA)

LCA accountability: Anthesis-Lavola.

Third-party verification

Independent third-party verification of the declaration and data, according to ISO 14025:2006, via:

EPD verification by accredited certification body

Third-party verifier: **TECNALIA R&I Certificación S.L.**

Auditor: **Cristina Gazulla Santos**

Accredited by: **ENAC. Accreditation no. 125/C-PR283**

Approved by: **The International EPD® System**

Procedure for follow-up of data during EPD validity involves third-party verifier:

Yes No

The EPD owner has the sole ownership, liability, and responsibility for the EPD.

EPDs within the same product category but registered in different EPD programmes, or not compliant with EN 15804, may not be comparable. For two EPDs to be comparable, they must be based on the same PCR (including the same version number) or be based on fully-aligned PCRs or versions of PCRs; cover products with identical functions, technical performances and use (e.g. identical declared/functional units); have equivalent system boundaries and descriptions of data; apply equivalent data quality requirements, methods of data collection, and allocation methods; apply identical cut-off rules and impact assessment methods (including the same version of characterisation factors); have equivalent content declarations; and be valid at the time of comparison. For further information about comparability, see EN 15804 and ISO 14025.

2. Company information

Description of the organisation

CELSA Group is Europe’s leading producer of low-emission, circular steel and Europe’s largest circular supply chain. It recycles ferrous scrap to produce steel in electric arc furnaces, using the most sustainable technology and the most environmentally and energy efficient.

In 2021 it had a production of 6.6 million tons, recycled 7.1 million tons of ferrous scrap and recovered 2.6 million tons of by- products.

96% of its final product is made from recycled steel. The company, present in Spain, France, Poland, UK, Ireland, Norway, Denmark, Finland, and Sweden, is made up of 6 business groups and has 120 work centers, 7 steel mills, 10 rolling mills and 45 recycling plants, as well as transformation and distribution companies, which generate direct, indirect, and induced employment for more than 70,000 professionals.

Nervacero, acquired in 1988 by Celsa Group what allowed us become leaders in the Spanish market in steel products for reinforcing concrete. Nervacero has a production capacity of one million tons of liquid steel per year.

Location of production site(s)

Barrio Ballonti, S/N. 48510
Valle de Trapaga, Vizcaya, Spain

Contact

Carlos Javier Abajo Fuentes.
Email: cabajo@gcelsa.com

Celsa Group in figures



6,600,000

Steel produced in 2021



7,010,000

T recycled in 2021



120

Work centers distributed all over the world



5,280

Million euros turnover in 2021



11,929

Number of professionals (own and subcontractors employees)

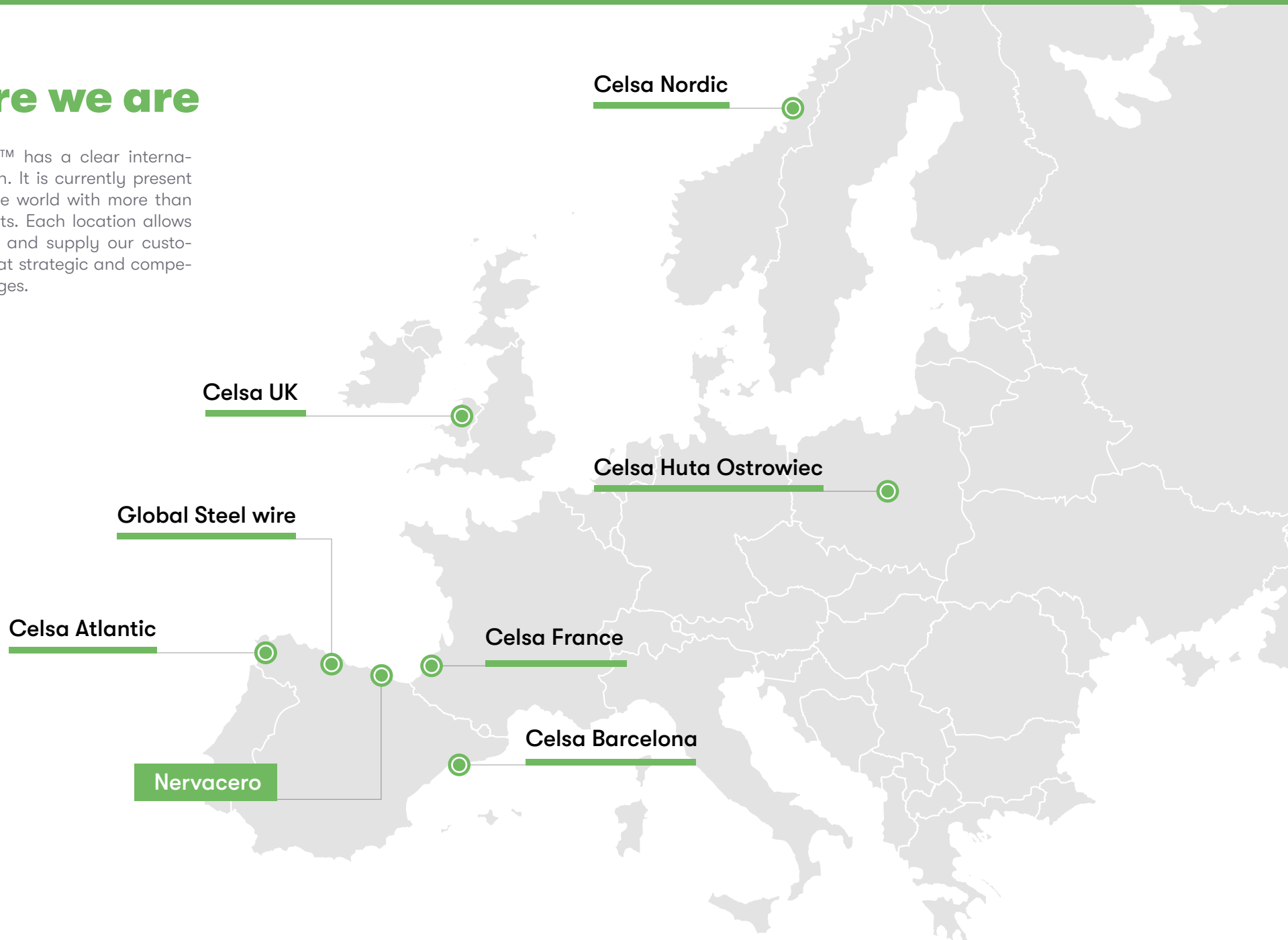


3,758

Million euros total Investment in local suppliers

Where we are

CELSA Group™ has a clear international vocation. It is currently present throughout the world with more than 120 work points. Each location allows us to operate and supply our customers with great strategic and competitive advantages.



3.

Product information

Geographical scope. Global. Products under study are produced in Spain but can be used at a global scale.

UN CPC code. 4124 - Bars and rods, hot-rolled, of iron or steel

The products do not contain any of the substances listed in the “Candidate List of Substances of Very High Concern (SVHC) for Authorization”.

Hot rolled steel products for reinforcing concrete

Product identification

The results in this EPD are an average representative of all steel products manufactured for Nervacero at the hot rolled reinforced Steel mil. Averages are obtained through the total production, total consumption of raw materials and total generation of waste and emissions in CELSA facilities.

Product description

The product consists of 100 % recycled steel produced by the Electric Arc Furnace route from post- consumer and pre-consumer scrap.

Nervacero produces hot rolled, ribbed steel reinforcement bars, for use in the reinforcement of concrete. This can also be supplied in spooled coils.

The following table correspond to the main characteristics of the steel rebar in bundles and coils for reinforced concrete manufactured by Nervacero:

Characteristic	Value, units	
Size	Diameter	8 to 40 mm
	Length	Standard lengths of 6 to 18 m (dependent on diameter) Special lengths are also available by prior order
Length tolerance	-0 + 100 mm	
Yield strength	500 MPa	
Fatigue requirements	2 - 5 million cycles	
Cyclic Loading	3 - 10 Cycles	
Welding requirements	Ceq ≤ 0.52%	
GRADE B500C: Stress ratio: Ultimate tensile strength/Yield strength (Rm/Re)	1.15 to 1.35	
GRADE B500B: Stress ratio: Ultimate tensile strength/Yield strength (Rm/Re)	> 1.08	
GRADE B500C: Uniform elongation (Agt)	≥ 8.0%	
GRADE B500B: Uniform elongation (Agt)	≥ 5.0%	
Nominal Cross Section (mm ²)	50.3 - 1257.0	

Chemical composition	%
Fe	98
Si, Mn, C	2
Material components	%
Post-consumer scrap	92.80
Pre-consumer scrap	7.20
Internal recycling	2.83
Renewable material	0
Biogenic carbon content	0
Packaging materials	%
Steel strap - packaging (versus product)	0.12



In the tables below are shown the product-related certifications for steel rebar and wire rod respectively:

Country	Standard	Quality	Diameter rebar (mm)	Diameter coil (mm)
Spain	UNE 36065:2011	B500SD	8 - 40	8 - 25
		B400SD	8 - 32	-
	UNE 36068:2011	B500S	8 - 32	-
		B400S	8 - 40	-
France	NFA35-080-1:20	B500B	8 - 40	8 - 25
Belgium	NBN A 24-302:86	B500B	8 - 40	8 - 20
Holland	NEN 6008:2008	B500B	8 - 32	10 - 16
Germany	DIN 488:2009	B500B	8 - 32	-
	DIBt n° Z-1.2.302		-	10 - 12
Switzerland	SIA 262:13	B500B	-	10 - 20
Romania	ST 009:2011 (AT 003- 01/145-2020)	B500C	8 - 32	8 - 25
Italy	D.M. 17.01.2018	B450C	8 - 32	-
Portugal	LNEC: E 450-2017	A500NR SD	8 - 32	8 - 20
	Documento clasificación		DC 241	DC 385
UK	BS 4449:2005	B500B	-	10 - 20
		B500C	8 - 32	10 - 20
Norway	NS3576-2:2012	B500NB	8 - 40	-
	NS3576-3:2012	B500NC	8 - 40	-
Sweden	SS 212540:2014	K-500C	10 - 32	10 - 12
Finland	SFS 1300:2020	B500B	8 - 32	10 - 12
Israel	SI 4466 Part 3 (AMD 1&2)	400	8 - 40	8 - 25
		400W	8 - 40	8 - 25
		500C	8 - 40	8 - 25
		500D	8 - 40	8 - 25
Australia	AS/NZS 4671:2019	D500N	-	10 - 20
Singapur	SS 560:2016	B500B	-	10 - 20
Hong Kong	CS2:2012	B500B	-	10 - 20
Morocco	NM 01.4.097:2013	FeE500-3	8 - 40	8 - 25

4.

LCA information

Functional unit / declared unit:

1000 kg of hot rolled wire rod and reinforcing steel products produced with 100% renewable electricity mix with guarantee of origin.

Reference service life

Not applicable.

Time representativeness

The inventory data refers to the 12-month period between January 2021 and December 2021, representing conventional operation conditions.

Database(s) and LCA software used

The LCA modelling of CELSA Barcelona steel products was carried out using SimaPro 9.3 LCA software which was the most up-to-date version available at the time of the LCA.

Unless otherwise indicated, all relevant background LCI datasets were sourced from the Ecoinvent database v3.8 (Ecoinvent, 2021; Wernet et al., 2016). In certain cases, the original Ecoinvent datasets were adapted to the specific requirements of the LCA analysis.



4.1. Description of system boundaries

Cradle to gate (A1-A3) with modules C1-C4, module D.

This EPD provides information on the production stage of steel products (raw material supply, transport to plants and manufacturing) and their end-of-life.

Recycling/reuse potential of steel with burden savings due to use in a second product systems is also reported. The information is presented in a modular way separated in the following stages.

A1-3

Cradle to gate

This module includes the provision of all materials, products, and energy, as well as waste processing up to the end-of-waste state (i.e., when the waste flow is no longer considered a waste material but a raw material for a subsequent cycle) or disposal of final residues during the product stage.

Processes relating to resource extraction e.g., raw materials used to produce the steel, are included in the system.

All energy used in factories and factory support offices is included but energy used in head offices and sales offices etc. are excluded.

Maintenance of equipment is also not included. The electricity consumed at the plant has been adapted to specific power mix supply.



C1

Dismantling

This module has been modelled assuming that 100% of products are used as concrete reinforcement, i.e., as integrated into other structures. For rebar has been used generic dataset from Ecoinvent for the treatment of waste reinforcement steel. Default data to estimate environmental burdens are shown in the table below.

C2

Transport to waste processing

Transport is calculated based on a scenario with the parameters described in the attached table.

C3

Waste processing for reuse, recovery and/or recycling

This module has been modelled using the generic datasets from Ecoinvent for the treatment of waste reinforcement steel and waste bulk iron.

C4

Final disposal

Environmental burdens associated with Module C4 have been calculated considering the default rates for landfilling described in prEN 17662 (see table below)

D

Benefits and loads beyond the product system

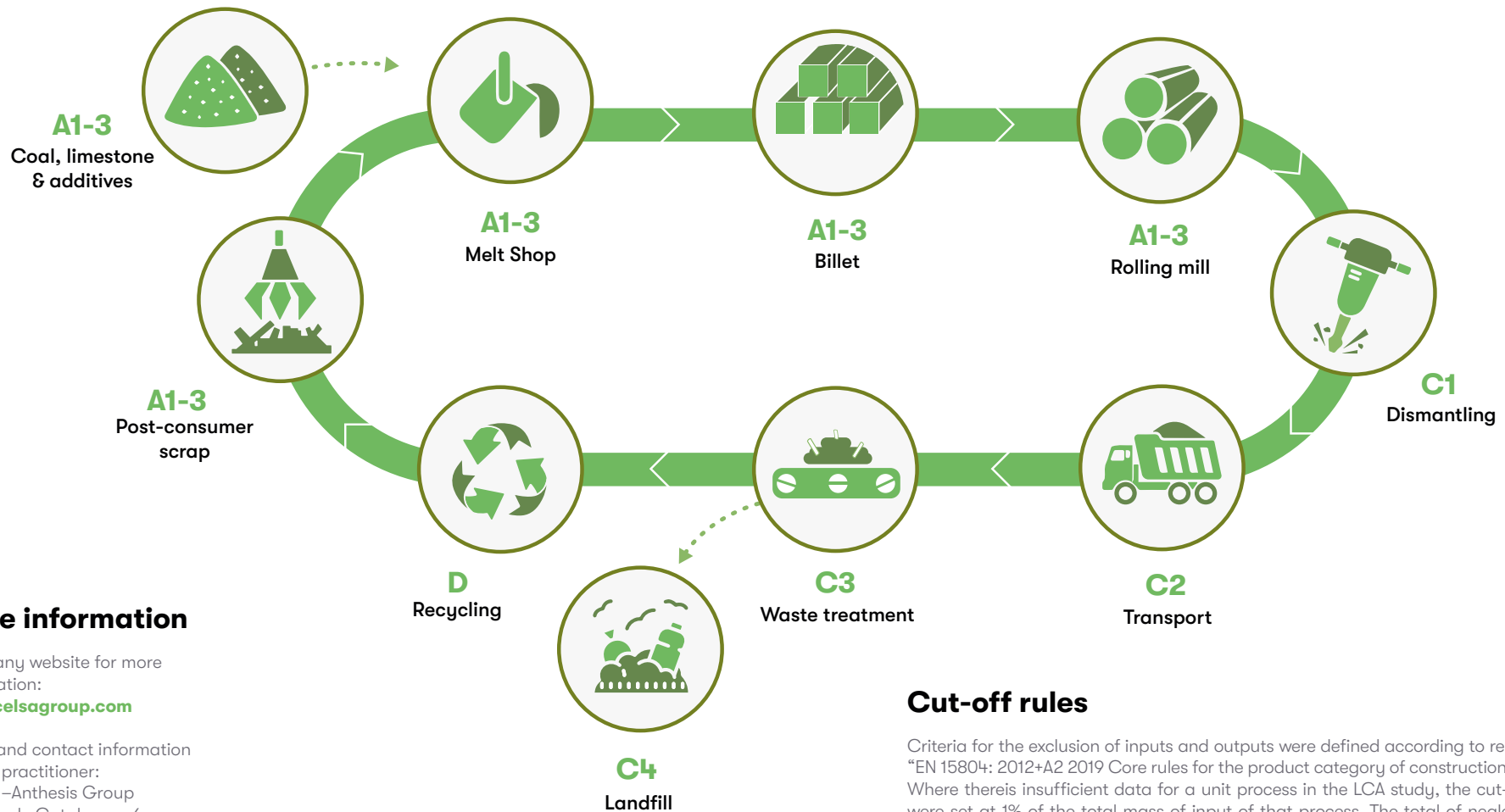
Module D has been calculated for the recycling and the reuse flows using the protocols stated in EN 15804:2012+A2: 2019 – Annex D with figures and formulae described in prEN 17662 (see table below).

Benefits are assessed at the point of functional equivalence, i.e., where the substitution of EAF steel (recycling route) or light structural steel (reuse route) take place. In the recycling process, melting yield for post-consumer scrap was considered.



4.2. System diagram

The stages of transport to site (A4), installation (A5) and use (B1-B7) are not included.



More information

Company website for more information:
www.celsagroup.com

Name and contact information of LCA practitioner:
 Lavola –Anthesis Group
 Rambla de Catalunya, 6,
 planta 2, 08007 Barcelona
 +34 938 515 055
www.anthesisgroup.com

Cut-off rules

Criteria for the exclusion of inputs and outputs were defined according to requirements “EN 15804: 2012+A2 2019 Core rules for the product category of construction products”. Where there is insufficient data for a unit process in the LCA study, the cut-off criteria were set at 1% of the total mass of input of that process. The total of neglected input flows per module was set at a maximum of 5% of energy and mass use. Based on this cut-off criteria, ancillary materials (such as expendable components, spare parts and chemicals for wastewater treatment, etc.) have been excluded from the analysis”.

4.3. Assumptions and considerations applied

The main assumptions and assumptions made in this study are as follows:

- Post-consumer steel scrap was modelled as burden free when entering the system although transport to the plant was included.** In module D only the burdens and benefits of the net output flow of post-consumer scrap or reused product are reported.
- Direct CO2 emissions generated in the smelter due to the combustion of elemental carbon** and the calcination of carbonates present in the raw materials have been modelled on the basis of stoichiometric ratios. It was assumed to have complete oxidation of the elemental carbon and complete calcination of carbonates.
- Metal scrap transport distances were calculated using a scrap purchasing database.** Entries to this database included: point of origin of the metal scrap, distance travelled, means of transport and load. Based on this information, a weighed transport distance of scrap transported by train and by road was calculated. A similar database was used to obtain the transport distances for the rest of the raw materials. Due to the wide range of products included in this database, and the large number of points of origin, a country base analysis was carried out to define the weighted contribution of each location for each product category.
- Recovery rates for reuse and recycling, and landfilling rates** were calculated using the default data provided in Annex I of “prEN 17662 Product category rules complementary to EN 15804 for Steel, Iron and Aluminium structural products for use in construction works”. Recovery and landfilling rates for R&B mill products have been calculated considering the default values weighted for rebar. This standard draft was also consulted to obtain default values for distances for module C2.

C1 module parameters	
Diesel burned ⁽¹⁾	626 MJ/t
C2 module parameters	
Transport by road	Transport, freight, lorry 16-32 t
Diesel consumption ⁽¹⁾	0.037 kg/tkm
Distance to CDW treatment ⁽²⁾	100 km
C3 module parameters	
Energy carrier	Electricity, low voltage
Consumption (kWh) ⁽¹⁾	3.7 kWh/t
C3 module parameters	
Recovery rate (recycling) ⁽²⁾	90%
Landfill ⁽²⁾	10%
Distance to recycling ⁽²⁾	100 km
Distance to EoL ⁽²⁾	200 km
Efficiency for steel recycling ⁽²⁾	95%

(1) Ecoinvent database. (2) prEN 17662

4.4. Allocation

Total energy consumption was attributed entirely to total production.

This is also the case for raw materials and waste generation.

The steel making process generates coproducts which have a commercial application. These include the EAF steelmaking slag and EAF steel dust (both produced only in Melt shop), and the mill scale (produced both in Melt shop and in R&B Mill).

For Melt shop, a physical allocation method based on the calorific value of the coproducts has been used. This methodology is based on the procedures developed by the World Steel Association and EUROFER (see references).

For the R&B Mill, an economic approach was applied to determine the allocation of environmental flows between the laminated products and the mill scale.

Additional information:

The 100% renewable electricity mix was modelled as reported in the energy guarantee of origin certificate. This electricity mix is shown below:

	%
Wind	100%
Carbon footprint GWP-GHG (kg CO2 eq./kWh)	0.024



4.5. Data quality requirements

The quality of the data used to calculate this LCA meets the following requirements:

- **The data used in the LCA were as up to date as possible** (updated within the last 10 years for generic data and within the last 5 years for manufacturer-specific data).
- **Used background data** are of recognised prestige and acceptance in the technical and scientific fields. In particular, the Ecoinvent database,

in the most recent version existing at the time of the study, is considered to be of preferential use.

- **Regionally specific datasets were used to model the energy consumption** (electricity, natural gas or diesel). For the processes of transport, production of raw materials or end-of-life, datasets were chosen according to their technological and geographical representation of the actual process.










4.6. Modules declared, geographical scope, share of specific data (in GWP-GHG results) and data variation (in GWP-GHG results).

Modules declared, geographical scope, share of specific data (in GWP-GHG results) and data variation (in GWP-GHG results):																	
	Product stage			Construction process stage		Use stage							End of life stage				Resource recovery stage
	Raw material supply	Transport	Manufacturing	Transport	Construction installation	Use	Maintenance	Repair	Replacement	Refurbishment	Operational energy use	Operational water use	De-construction demolition	Transport	Waste processing	Disposal	Reuse-Recovery-Recycling-potential
Module	A1	A2	A3	A4	A5	B1	B2	B3	B4	B5	B6	B7	C1	C2	C3	C4	D
Modules declared	x	x	x	ND	ND	ND	ND	ND	ND	ND	ND	ND	x	x	x	x	x
Geography	EU	EU	EU	ND	ND	ND	ND	ND	ND	ND	ND	ND	EU	EU	EU	EU	EU
Specific data used	>90%			-	-	-	-	-	-	-	-	-	-	-	-	-	-
Variation products	<10%			-	-	-	-	-	-	-	-	-	-	-	-	-	-
Variation sites	not relevant			-	-	-	-	-	-	-	-	-	-	-	-	-	-

5.

Environmental information

5.1. Potential environmental impact. Mandatory indicators according to EN 15804

Basic environmental impacts										
	Unit	A1	A2	A3	A1-3	C1	C2	C3	C4	D
										
GWP-GHG*	kg CO2 eq	9.24E+01	3.59E+01	1.62E+02	2.90E+02	5.67E+01	1.94E+01	1.49E+00	5.17E-01	5.25E+01
GWP-total	kg CO2 eq	9.68E+01	3.62E+01	1.64E+02	2.97E+02	5.73E+01	1.96E+01	1.55E+00	5.28E-01	5.51E+01
GWP-fossil	kg CO2 eq	9.58E+01	3.62E+01	1.63E+02	2.96E+02	5.73E+01	1.96E+01	1.50E+00	5.27E-01	5.53E+01
GWP-biogenic	kg CO2 eq	7.73E-01	2.54E-02	8.51E-01	1.65E+00	1.59E-02	1.05E-02	4.29E-02	1.04E-03	-1.86E-01
GWP-luluc	kg CO2 eq	1.90E-01	1.18E-02	1.23E-02	2.14E-01	4.52E-03	6.98E-03	3.30E-03	1.47E-04	9.06E-03
ODP	kg CFC-11 eq	6.79E-06	8.80E-06	1.85E-05	3.41E-05	1.24E-05	4.46E-06	1.35E-07	2.17E-07	1.92E-06
AP	mol H+ eq	6.02E-01	1.73E-01	1.32E-01	9.07E-01	6.00E-01	5.63E-02	9.07E-03	5.00E-03	2.68E-01
EP-freshwater	kg P eq	6.52E-03	2.81E-04	1.32E-03	8.11E-03	2.09E-04	1.57E-04	1.52E-04	5.90E-06	3.21E-03
EP-marine	kg N eq	1.17E-01	3.96E-02	5.10E-02	2.08E-01	2.65E-01	1.11E-02	1.37E-03	1.72E-03	5.18E-02
EP-terrestrial	mol N eq	1.34E+00	4.42E-01	4.32E-01	2.21E+00	2.90E+00	1.25E-01	1.65E-02	1.90E-02	5.87E-01
POCP	kg NMVOC eq	4.63E-01	1.50E-01	1.52E-01	7.66E-01	7.98E-01	4.78E-02	4.31E-03	5.51E-03	2.85E-01
ADPE (1)	kg Sb eq	1.70E-03	6.24E-04	1.27E-04	2.45E-03	8.79E-05	5.41E-04	1.09E-05	4.82E-06	9.45E-04
ADPF (1)	MJ	1.59E+03	5.81E+02	2.01E+03	4.19E+03	7.89E+02	2.96E+02	3.04E+01	1.47E+01	4.66E+02
WDP (1)	m³ eq	1.09E+02	1.84E+00	-1.53E+01	9.53E+01	1.06E+00	8.39E-01	3.32E-01	6.60E-01	4.71E+00

(1) The results of this environmental impact indicator shall be used with care as the uncertainties on these results are high or as there is limited experienced with the indicator.










*The indicator includes all greenhouse gases included in GWP-total but excludes biogenic carbon dioxide uptake and emissions and biogenic carbon stored in the product. This indicator is thus almost equal to the GWP indicator originally defined in EN 15804:2012+A1:2013.

Basic Environmental Impacts

- **GWP-GHG.** Global Warming Potential.
- **GWP-fossil.** Global Warming Potential - fossil fuels.
- **GWP-biogenic.** Global Warming Potential - biogenic.
- **GWP-luluc.** Global Warming Potential - land use and land use change.
- **GWP-total.** Global Warming Potential - total.
- **ODP.** Depletion potential of the stratospheric ozone layer.
- **AP.** Acidification potential, Accumulated Exceedance.
- **EP-freshwater.** Eutrophication potential - freshwater.
- **EP-marine.** Eutrophication potential - marine.
- **EP-terrestrial.** Eutrophication potential - terrestrial.
- **POCP.** Photochemical Ozone Creation Potential.
- **ADPE.** Abiotic depletion potential - non-fossil resources.
- **ADPF.** Abiotic depletion potential - fossil resources.
- **WDP.** Water (user) deprivation potential.



5.2. Potential environmental impact. Additional indicators according to EN 15804

Additional environmental impacts										
	Unit	A1	A2	A3	A1-3	C1	C2	C3	C4	D
										
PM (1)	disease inc.	2.38E-05	3.06E-06	1.05E-06	2.79E-05	1.59E-05	1.25E-06	4.16E-08	9.70E-08	4.30E-06
IRP (2)	kBq U235 eq	7.65E+00	2.54E+00	5.41E-01	1.07E+01	3.38E+00	1.30E+00	2.60E-01	6.04E-02	-2.32E-02
ETP-fw (1)	CTUe	3.26E+03	4.59E+02	8.84E+02	4.60E+03	4.76E+02	2.39E+02	2.16E+01	9.55E+00	3.04E+03
HTP-c (1)	CTUh	1.28E-06	1.19E-08	6.03E-07	1.90E-06	1.66E-08	6.65E-09	7.57E-10	2.21E-10	2.98E-07
HTP-nc (1)	CTUh	3.20E-06	4.98E-07	1.69E-05	2.06E-05	4.08E-07	2.51E-07	1.93E-08	6.79E-09	-5.70E-06
SQP (1)	dimensionless	6.19E+02	6.40E+02	1.50E+02	1.41E+03	1.01E+02	2.07E+02	2.07E+01	3.09E+01	1.57E+02

Additional Environmental Impacts

- **PM.** Particulate Matter emissions
- **IRP.** Ionizing radiation, human health.
- **HTP-c.** Human toxicity, cancer effect.
- **HTP-nc.** Human toxicity, non-cancer effects.
- **ETP-fw.** Eco-toxicity - freshwater.
- **SQP.** Land use related impacts/Soil quality.

(1) The results of this environmental impact indicator shall be used with care as the uncertainties on these results are high or as there is limited experienced with the indicator.

(2) This impact category deals mainly with the eventual impact of low dose ionizing radiation on human health of the nuclear fuel cycle. It does not consider effects due to possible nuclear accidents, occupational exposure nor due to radioactive waste disposal in underground facilities. Potential ionizing radiation from the soil, from radon and from some construction materials is also not measured by this indicator.










5.3. Use of resources

Resource use										
	Unit	A1	A2	A3	A1-3	C1	C2	C3	C4	D
PERE	MJ	2.40E+03	7.17E+00	9.90E+00	2.41E+03	4.27E+00	4.24E+00	5.67E+00	1.19E-01	4.14E+01
PERM	MJ	0.00E+00	0.00E+00	0.00E+00	0.00E+00	0.00E+00	0.00E+00	0.00E+00	0.00E+00	0.00E+00
PERT	MJ	2.40E+03	7.18E+00	9.91E+00	2.41E+03	4.27E+00	4.25E+00	5.67E+00	1.19E-01	4.14E+01
PENRE	MJ	1.68E+03	6.17E+02	2.23E+03	4.53E+03	8.38E+02	3.15E+02	3.19E+01	1.56E+01	4.92E+02
PENRM	MJ	0.00E+00	0.00E+00	0.00E+00	0.00E+00	0.00E+00	0.00E+00	0.00E+00	0.00E+00	0.00E+00
PENRT	MJ	1.68E+03	6.17E+02	2.23E+03	4.53E+03	8.38E+02	3.15E+02	3.19E+01	1.56E+01	4.92E+02
SM	kg	9.28E+02	0.00E+00	0.00E+00	9.28E+02	0.00E+00	0.00E+00	0.00E+00	0.00E+00	0.00E+00
RSF	MJ	0.00E+00	0.00E+00	0.00E+00	0.00E+00	0.00E+00	0.00E+00	0.00E+00	0.00E+00	0.00E+00
NRSF	MJ	0.00E+00	0.00E+00	0.00E+00	0.00E+00	0.00E+00	0.00E+00	0.00E+00	0.00E+00	0.00E+00
FW	m³	3.04E+00	6.46E-02	-3.34E-01	2.77E+00	4.06E-02	3.17E-02	2.49E-02	1.57E-02	1.06E-01

Resource use

- **PERE.** Renewable primary energy as energy carrier.
- **PERM.** Renewable primary energy resource as material utilization.
- **PERT.** Total use of renewable primary energy resources.
- **PENRE.** Non-renewable primary energy as energy carrier.
- **PENRM.** Non-renewable primary energy as material utilization.
- **PENRT.** Total use of non-renewable primary energy resources.
- **SM.** Use of secondary materials.
- **RSF.** Use of renewable secondary fuels.
- **NRSF.** Use of non-renewable secondary fuels.
- **FW.** Net use of fresh water.

5.4. Waste production and output flows

Waste										
	Unit	A1	A2	A3	A1-3	C1	C2	C3	C4	D
										
HWD	kg	2.95E-03	1.37E-03	1.98E+00	1.99E+00	2.15E-03	7.76E-04	2.36E-05	2.20E-05	4.67E-03
NHWD	kg	4.51E+01	4.84E+01	2.23E+01	1.16E+02	9.34E-01	1.44E+01	1.06E-01	1.00E+02	2.17E+01
RWD	kg	6.62E-03	3.97E-03	6.45E-04	1.12E-02	5.48E-03	2.02E-03	2.15E-04	9.67E-05	1.47E-04

Other output flows										
	Unit	A1	A2	A3	A1-3	C1	C2	C3	C4	D
CRU	kg	0.00E+00	0.00E+00	0.00E+00	0.00E+00	0.00E+00	0.00E+00	0.00E+00	0.00E+00	0.00E+00
MFR	kg	0.00E+00	0.00E+00	1.73E+02	1.73E+02	0.00E+00	0.00E+00	9.00E+02	0.00E+00	0.00E+00
MER	kg	0.00E+00	0.00E+00	0.00E+00	0.00E+00	0.00E+00	0.00E+00	0.00E+00	0.00E+00	0.00E+00
EEe	MJ	0.00E+00	0.00E+00	0.00E+00	0.00E+00	0.00E+00	0.00E+00	0.00E+00	0.00E+00	0.00E+00
EEt	MJ	0.00E+00	0.00E+00	0.00E+00	0.00E+00	0.00E+00	0.00E+00	0.00E+00	0.00E+00	0.00E+00

Waste

- **HWD.** Hazardous waste disposed.
- **NHWD.** Non-hazardous waste disposed.
- **RWD.** Radioactive waste disposed.

Other output flows

- **CRU.** Components for re-use.
- **MFR.** Materials for recycling.
- **MER.** Materials for energy recovery.
- **EEe.** Exported energy (electricity).
- **EEt.** Exported energy (thermal).



6.

Differences versus previous versions

This document is the second version of the EPD. Editorial changes have been made versus the previous version

7.

References

- Ecoinvent, 2021. Ecoinvent Database 3.8. <http://www.ecoinvent.org/database/>.
- EN 15804:2012+A2:2019 Sustainability of construction works - Environmental Product Declarations – Core rules for the product category of construction products. CEN/TC 350/WG 3 N 1439.
- General Programme Instructions of The International EPD® System. Version 3.01.
- ISO 14025/ DIN EN ISO 14025:2009-11: Environmental labels and declarations - Type III environmental.
- ISO 14040-44/ DIN EN ISO 14040:2006-10, Environmental management - Life cycle assessment-Principles.
- PCR 2019:14 v1.11 Construction products and construction services. International EPD System.
- prEN 17662 Product category rules complementary to EN 15804 for Steel, Iron and Aluminium structural products for use in construction works.
- Tackling recycling aspects in EN15804 - Christian Leroy, Jean-Sebastien Thomas, Nick Avery, Jan Bollen, and Ladji Tikana. International Symposium on Life Cycle Assessment and Construction, 2012.
- World Steel Association, EUROFER, 2014. A methodology to determine the LCI of steel industry co-products. 14 February 2014. <https://worldsteel.org/steel-topics/life-cycle-thinking/methodology-for-slag-lci-calculation/>
- Wernet, G., Bauer, C., Steubing, B., Reinhard, J., Moreno-Ruiz, E., Weidema, B., 2016. The Ecoinvent database version 3 (part I): overview and methodology. Int. J. Life Cycle Assess. 21, 1218–1230.

VERIFICATION STATEMENT CERTIFICATE CERTIFICADO DE DECLARACIÓN DE VERIFICACIÓN

Certificate No. / Certificado nº: EPD08607

TECNALIA R&I CERTIFICACION S.L., confirms that independent third-party verification has been conducted of the Environmental Product Declaration (EPD) on behalf of:

TECNALIA R&I CERTIFICACION S.L., confirma que se ha realizado verificación de tercera parte independiente de la Declaración Ambiental de Producto (DAP) en nombre de:

NERVACERO, S.A. (CELSA Group™)
Barrio Ballonti, s/n
48510 VALLE DE TRAPAGA (Vizcaya) - SPAIN

for the following product(s):
para el siguiente(s) producto(s):

REINFORCING BARS AND COILS (100% RENEWABLE ELECTRICITY).
ACERO CORRUGADO EN BARRAS Y ROLLOS (100% ELECTRICIDAD RENOVABLE).

with registration number **S-P-08499** in the International EPD[®] System (www.environdec.com).
con número de registro S-P-08499 en el Sistema Internacional EPD[®] (www.environdec.com).

it's in conformity with:
es conforme con:

- **ISO 14025:2010 Environmental labels and declarations. Type III environmental declarations.**
- **General Programme Instructions for the International EPD[®] System v.3.01.**
- **PCR 2019:14 Construction products (EN 15804:A2) v.1.11.**
- **UN CPC 4124 Bars and rods, hot-rolled, of iron or steel.**



Carlos Nazabal Alsua
Manager

Issued date / Fecha de emisión:	31/03/2023
Update date / Fecha de actualización:	31/03/2023
Valid until / Válido hasta:	28/03/2028
Serial N ^o / N ^o Serie:	EPD0860700-E

*This certificate is not valid without its related EPD.
Este certificado no es válido sin su correspondiente EPD.*

*This certificate is subject to modifications, temporary suspensions and withdrawals by TECNALIA R&I CERTIFICACION.
El presente certificado está sujeto a modificaciones, suspensiones temporales y retiradas por TECNALIA R&I CERTIFICACION.*

*The validity of this certificate can be checked through consultation in www.tecnaliacertificacion.com.
El estado de vigencia del certificado puede confirmarse mediante consulta en www.tecnaliacertificacion.com.*





 **CELSA**™
GROUP | **NERVACERO**

www.celsagroup.com

EPD®

www.environdec.com